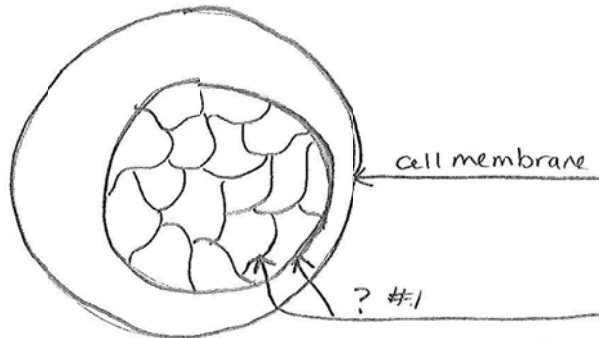


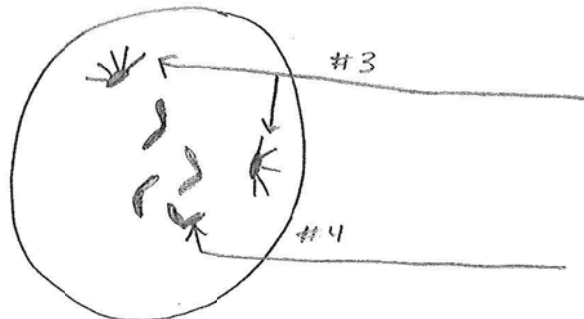
Practice labeling the following Mitosis Models. Visit the website for pictures. See the last page of this handout for the answer key.

Interphase



#2 Name 1 thing that happens in this phase.

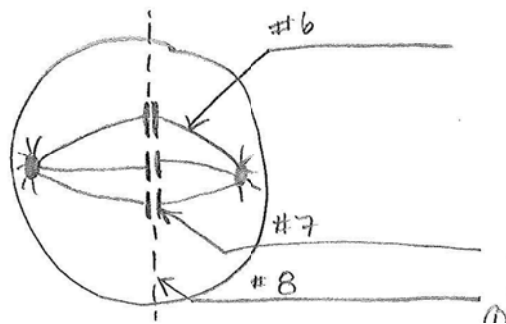
Prophase



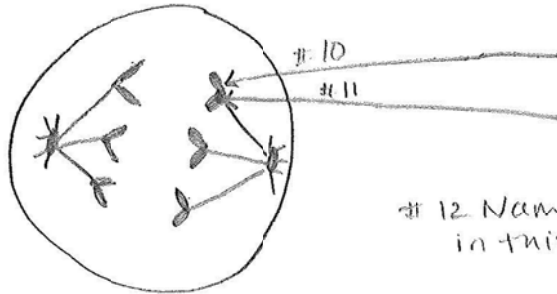
#5 Name 1 thing that happens in this phase.

Metaphase

#9 Name 1 thing that happens in this phase



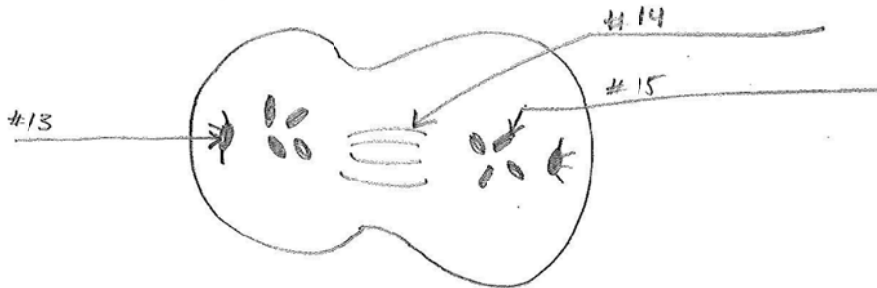
Anaphase



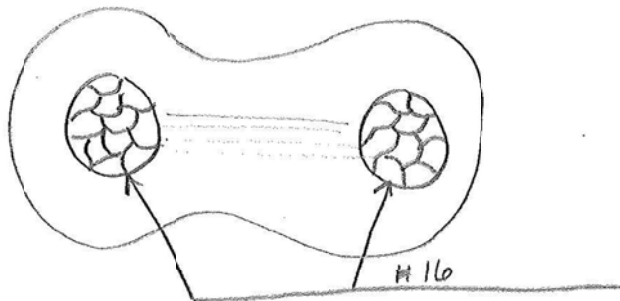
#12 Name 1 thing that happens in this phase

Telophase

Early Telophase



Late Telophase



#17. Name 1 thing that happens in Telophase.

(2)



Answer Key

1. Nuclear Envelope (Membrane)
2. DNA replication occurs or cell grows
3. Spindle apparatus or Astral Rays and Centrioles
4. Chromosome
5. Nuclear Envelope breaks down or chromosomes form
6. Spindle fiber or chromosomal microtubule
7. Chromosome
8. Metaphase plate
9. Chromosomes are lined up on the metaphase plate (Hint: Middle of cell=Metaphase)
10. Daughter Chromosomes
11. Centromere
12. Chromosomes are separated (Hint: Anaphase=Chromosomes are pulled Apart)
13. Spindle Apparatus
14. Cleavage furrow
15. Daughter Chromosomes
16. Nuclear Envelope
17. Nuclear Envelope reforms, or cleavage furrow deepens to separate 2 cells